



Original user manual

Electric scooter/150W



EV08M

EU V1.2.2

EN-----1~21

DE-----22~43

FR-----44~65

ES-----66~87

IT-----88~109

NL-----110~131

PL-----132~153

CONTENTS

Safety Warnings.....	02~04
Package Contents.....	05
Package Overview.....	06
Assembly and Set-Up.....	07~08
Safety Reminders.....	09
Riding Your Electric Scooter.....	10
Charging the Battery.....	11
Specifications.....	12
Daily Care and Maintenance.....	13~14
Limited Warranty Statement.....	15~17
Disposal Notice.....	17~18
Contact Us.....	18

SAFETY WARNINGS >>>

Avoid serious injury or death due to mechanical failure and improper handling of the product

Riding can result in serious injury or death due to mechanical failure or improper handling of the product.

- Always perform a safety check before riding your product.
- Familiarize yourself with how to operate the product
- Always ride at a speed appropriate for the riding conditions.

WARNING

Riding an electric scooter can be a hazardous activity. Certain conditions may cause the equipment to fail without fault of the manufacturer. Like other electric vehicles, the EVERCROSS EV08M can and is intended to move, and it is therefore possible to lose control, fall off and/or get into dangerous situations that no amount of care, instruction or expertise can eliminate. If such things occur you can be seriously injured or die, even when using safety equipment and other precautions. **RIDE AT YOUR OWN RISK AND USE COMMON SENSE.**

This manual contains many warnings and cautions concerning the consequences of failing to maintain, inspect or properly use your electric scooter. Because any incident can result in serious injury or even death, we do not repeat the warning of possible serious injury or death each time such a possibility is mentioned.

APPROPRIATE RIDER USE AND PARENTAL SUPERVISION

This manual contains important safety information. It is your responsibility to review this information and make sure that all riders understand all warnings, cautions, instructions and safety topics and assure that young riders are able to safely and responsibly use this product. EVERCROSS recommends that you periodically review and reinforce the information in this manual with younger riders, and that you inspect and maintain your children's vehicle to insure their safety.

The recommended rider age (3-12 years for the EV08M) is only an estimate, and can be affected by the rider's size, weight or skills (Do not exceed the weight limit of 110.23 lbs). Any rider unable to fit comfortably on the EV08M should not attempt to ride it.

A parent's decision to allow his or her child to ride this product should be based on the child's maturity, skill and ability to follow rules.

ACCEPTABLE RIDING PRACTICES AND CONDITIONS

Always check and obey any local laws or regulations which may affect the locations where the electric scooter may be used.

Ride defensively. Watch out for potential obstacles that could catch your wheel or force you to swerve suddenly or lose control. Be careful to avoid pedestrians, skaters, skateboards, scooters, scooters, children or animals who may enter your path, and respect the rights and property of others.

The electric scooter is meant to be used only in controlled environments free of potential traffic hazards and not on public streets or sidewalks. Do not ride your electric scooter in any areas where pedestrian or vehicle traffic is present.

Do not activate the speed control on the hand grip unless you are on the electric scooter and in a safe, outdoor environment suitable for riding.

These scooters were manufactured for performance and durability but are not impervious to damage. Jumping or other aggressive riding can over-stress and damage any product, including the electric scooter, and the rider assumes all risks associated with high-stress activity.

The EV08M electric scooter is intended for use on flat, level ground without loose debris such as rocks or gravel. Wet, slick, bumpy, uneven or rough surfaces may impair traction and contribute to possible accidents.

Do not drive the electric scooter in mud, ice, puddles or water. Avoid excessive speeds that can be associated with downhill rides. Never risk damaging surfaces such as carpet or flooring by use of an electric scooter indoors.

Do not ride the EV08M in wet or icy weather and never immerse the electric scooter in water, as the electrical and drive components could be damaged by water or create other possibly unsafe conditions.

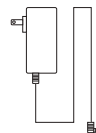

Maintain a hold on the handlebars at all times. Never use headphones or a cell phone when riding. Never carry passengers or allow more than one person at a time to ride the electric scooter.

PROPER RIDING ATTIRE

Always wear proper protective equipment such as an approved safety helmet (with chin strap securely buckled), elbow pads and kneepads. A helmet may be legally required by local law or regulation in your area. A long-sleeved shirt, long pants and gloves are recommended. Always wear athletic shoes (lace-up shoes with rubber soles), never drive barefooted or in sandals, and keep shoelaces tied and out of the way of the wheels, motor and drive system.

FAILURE TO USE COMMON SENSE AND HEED THE ABOVE WARNINGS INCREASES RISK OF SERIOUS INJURY. USE WITH APPROPRIATE CAUTION AND SERIOUS ATTENTION TO SAFE OPERATION.

PACKAGE CONTENTS



Charger x 1pcs



User manual x 1pcs




Screw x 8pcs



M3 hexagon
wrench x 1pcs



M5 hexagon
wrench x 1pcs



10-13mm
wrenches x 1pcs

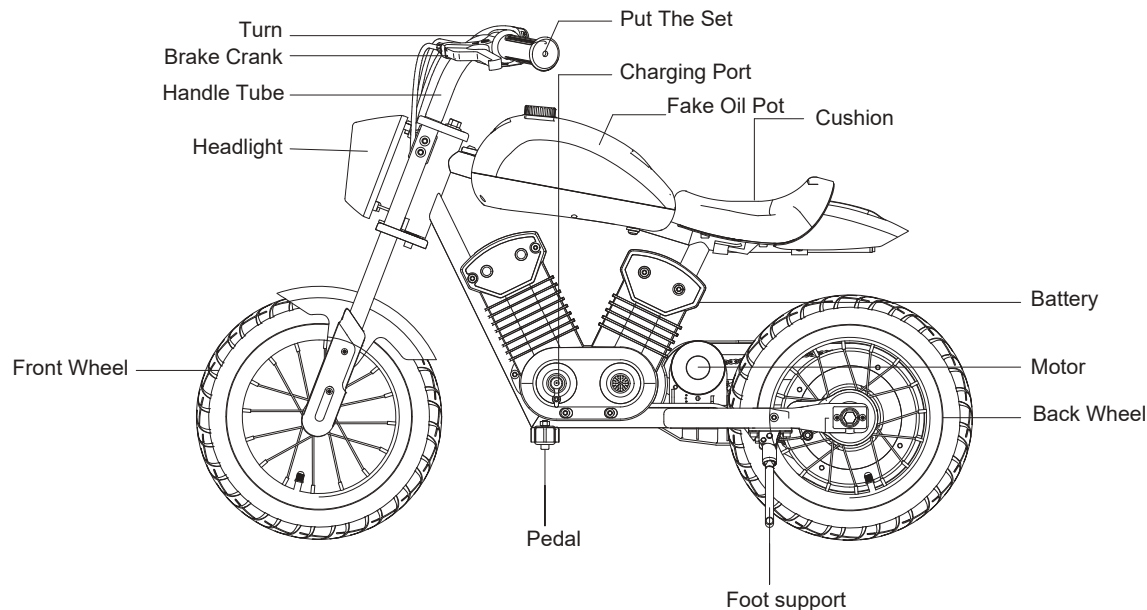
Carefully check package contents, if anything is missing or damaged, please contact EVERCROSS customer service for support: support@evercross.eu

We suggest that the products was assembled by an adult.

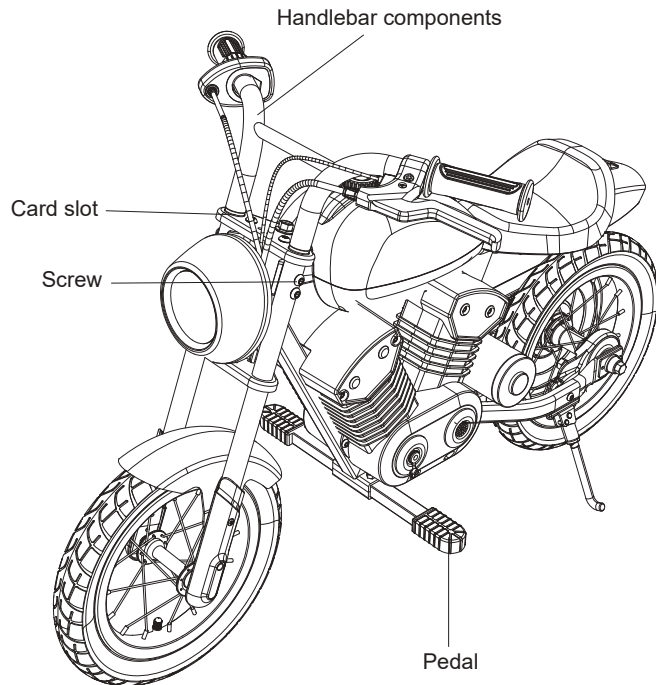
Tips: Please charge for 12 hours for first time using.

PACKAGE OVERVIEW

Remove contents from box. Remove the foam separators that protect the components from damage during shipping. Inspect the contents of the box for scratches in the paint, dents or kinked cables that may have occurred during shipping. Because the EV08M was assembled and packed at the factory, there should not be any problems, even if the box has a few scars or dents.

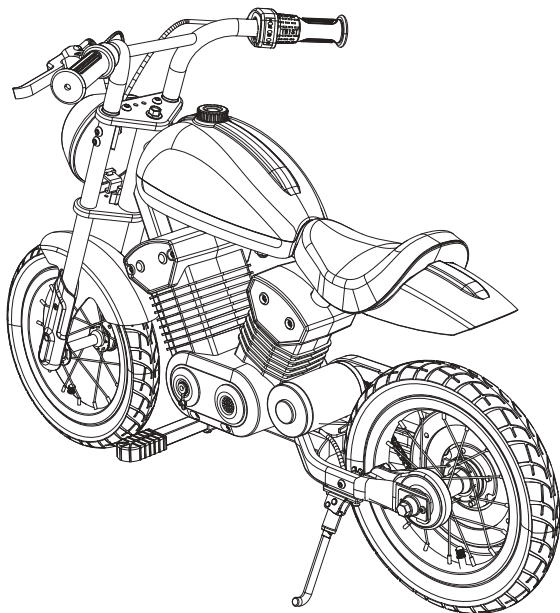


ASSEMBLY AND SET-UP



- ① Insert the handlebar assembly into the slot and adjust it to the appropriate riding angle.
- ② Install 4 M6*30mm cylindrical head hexagonal screws.
- ③ Then use the M5 hexagonal wrench to tighten the screws.
- ④ Use the remaining two cylindrical head hexagonal screws M6*30mm and the matching M5 hexagonal wrench to fix the pedals to the bottom of the scooter.

ASSEMBLY AND SET-UP >>>



* DO NOT USE NON-EVERCROSS PRODUCTS WITH YOUR EV08M ELECTRIC SCOOTER.

The EV08M has been built to certain EVERCROSS design specifications. The original equipment supplied at the time of sale was selected on the basis of its compatibility with the frame, fork and all other parts. Certain aftermarket products may or may not be compatible.

SAFETY REMINDERS

PRE-RIDE CHECKLIST


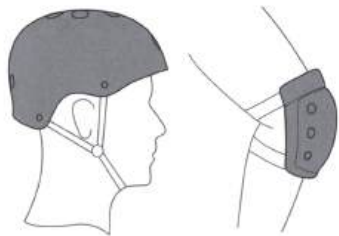
- ☐ **Loose Parts**
There should not be any unusual rattles or sounds from loose parts or broken components. If you are not sure, ask an experienced mechanic to check.
- ☐ **Brake**
Check the brake for proper function. When you squeeze the lever, the brake should provide positive braking action.
- ☐ **Frame, Fork and Handlebars**
Check for cracks or broken connections. Although broken frames are rare, it is possible for an aggressive driver to bash into a curb or wall and wreck and bend or break a frame. Get in the habit of inspecting yours regularly.
- ☐ **Tire Inflation**
Periodically inspect the tires for excess wear and replace as required, and regularly check the tire pressure and re-inflate as necessary. If you get a flat tire, the inner tube can be patched or a new tube can be purchased from EVERCROSS.
- ☐ **Safety Gear**
Always wear proper protective equipment, such as an approved safety helmet, elbow pads and kneepads. Always wear shoes, never drive barefooted or in sandals, and keep shoelaces tied and out of the way of the wheels, motor and drive system.

Do not use this vehicle for the first time until you have inflated the tires to the correct PSI and charged the battery for at least 12 hours.

Failure to follow these instructions may damage your vehicle and void your warranty.

RIDING YOUR ELECTRIC SCOOTER >>>

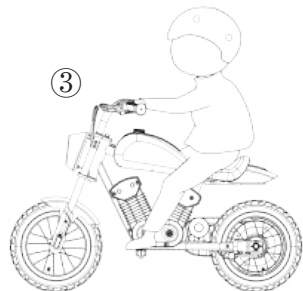
Always wear a helmet and safety gear so to avoid falling and injury during the driving learning, as shown in the figure.




Hold both handles.



Activate the power button and observe the charge on the right handlebar.



Twist the throttle to accelerate and put your foot on the pedal.

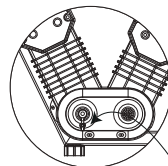
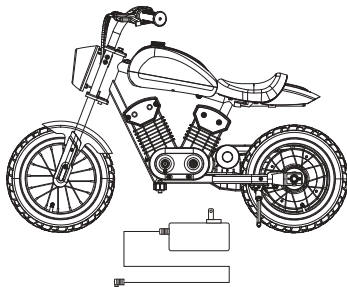


To slow down/stop, release the accelerator, then gradually squeeze the brake to slow down/stop.

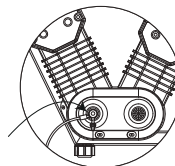
CHARGING THE BATTERY >>>

The charger supplied with the electric scooter should be regularly examined for damage to the cord, plug, enclosure and other parts, and in the event of such damage, the scooter must not be charged until the charger has been repaired or replaced.

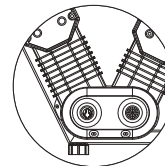
- Initial charge time: 12 hours
- Recharge time: up to 5 hours



Open the rubber plug



Insert the charging plug in



Fill and fix the rubber plug
after the charging

Notice:

- EVERCROSS electric scooter will be fully charged when the LED light on the charger changes from red (charging) to green. When the battery is fully charged, please STOP CHARGING and unplug the unit.
- Do not charge when there is excessive odour/ heat, leakage or physical damage.
- Do not connect the charger if the charging port is wet. Keep your charging environment clean and dry at all times.
- Avoid charging your Scooter in extremely hot or extremely cold environments.
- Always disconnect from the charger prior to wiping down and cleaning your electric scooter with liquid.
- Charging should be operated by an adult.
- Use only with the recommended charger provided to you by EVERCROSS.

SPECIFICATIONS

	Parameter	EV08M
Dimensions	Product Dimensions	97*50*64cm (38.18*19.68*25.19inch)
	Package Dimensions	99*23.5*60cm (38.97*9.25*23.62inch)
Weight	Net Weight	12.3kg (27.1lbs)
	Gross Weight	17kg (37.4lbs)
Riding Scooter	Load Weight	50kg (110.23lbs)
	Applicable Age	3-12 Years Old
Electric Scooter	Gear Mode	8km/h 16km/h (5mph 10mph)
	Max. Speed	16km/h (10mph)
	Max. Range	10km (6.2miles)
	Max. Slope	8°
	Ip Rating	IPX4
Battery	Battery Capacity	14.4V/4AH
Charging	Charging Adapter	16.8V/0.8A
	Charging Time	About 4-5 hours
Tire	Tire Size	12 inch
Motor	Motor Power	0.15kW

[1] Item height: from the ground to the top of the scooter;

[2] Max. Range: measured when it is no wind and at 77°F, the scooter's fully charged to ride can reach 10km(6.2miles) on a flat surface with a load of 110.23 pounds(50kg).

The real battery life vary with different factors of the load, humidity, wind speed and operation habits...etc.

DAILY CARE AND MAINTENANCE >>>

CHAIN AND SPROCKET

The chain will typically have a “loose spot” and “tight spot” corresponding with a particular sprocket rotational position. This is normal and common to all chain-driven vehicles due to run-out tolerances of the freewheel and sprocket. The chain should be adjusted to the ideal tension with chain in the tightest spot. Proper chain alignment must be maintained. The wheel must not be skewed. If the chain is noisy or rough running, check the lubrication, tension and alignment of the sprockets, in that order.

BATTERY CARE AND DISPOSAL

Do not store the battery in temperatures above 75°F or below -10°F. After every use, fully charge the battery to prolong its lifespan.

Disposal: Your product uses sealed batteries which must be recycled or disposed of in an environmentally sound manner. Do not dispose of a battery in a fire. The battery may explode or leak. Do not dispose of a battery in your regular household trash. The incineration, land filling or mixing of sealed batteries with household trash is prohibited by law in most areas.

CHARGER

The transformer/charger supplied with the scooter should be regularly examined for damage to the cord, plug, enclosure and other parts, and, in the event of such damage, the EV08M must not be charged until it has been repaired or replaced.

DAILY CARE AND MAINTENANCE >>>

REPLACEMENT PARTS

The most frequently requested replacement parts (wheels, tires, tubes, batteries and chargers) are available for purchase online.

CLEANING AND STORAGE

Do not clean the kid's Scooter with alcohol, gasoline, kerosene or other corrosive and volatile chemical solvents to prevent dire damage. Do not wash the board with a high-pressure water spray.

During cleaning, make sure that the kids Scooter turned off, the charging cable is unplugged, and the rubber flap is closed as water leakage may result in electric shock or other major problems. When the kid's Scooter is not in use, keep it indoors where it is dry and cool.

Do not put it outdoors for a long time. Excessive sunlight, overheating and overcooling accelerate the battery pack's lifespan.

REPAIR CENTERS

For a list of authorized EVERCROSS repair:

- Check online at <https://www.evercross.eu/>.
- Send an e-mail to customer service: support@evercross.eu

LIMITED WARRANTY STATEMENT >>>

30 DAY SATISFACTION GUARANTEED RETURN POLICY

If you are unsatisfied with your purchase, EVERCROSS's return policy allows you to return the product purchased on the Authorization channel within 30 days counting from the date of receipt of shipment, and request a refund from the Authorization channel for any reason. Note: Express shipping cost is non-refundable.

For the return request, EVERCROSS is not responsible for lost packages due to the carrier, or products received that cannot be verified. Received products that have damage determined to have been caused by the end-user may be subject to denial of the return request.

TO QUALIFY A REFUND, ALL THE FOLLOWING CONDITIONS MUST BE MET:

1. A Return Merchandise Authorization (RMA) must be requested from EVERCROSS within 30 days from the date of receipt of shipment. To request an RMA, contact EVERCROSS Service Team at support@evercross.eu.
2. The cost of return shipping will be borne by the customer.
3. For warranty service, please keep your receipt and/or invoice to validate proof of purchase.
4. Returned product must be in good physical condition (not physically broken or damaged).
5. All accessories originally included with your purchase must be included with your return.
6. If you return a product to EVERCROSS, (a) without an RMA from EVERCROSS (b) without all parts included in the original package, EVERCROSS retains the right to refuse delivery of such return.

LIMITED WARRANTY STATEMENT



LIMITED PRODUCT WARRANTY

EVERCROSS warrants the original purchaser that your EVERCROSS product shall be free from defects in materials and workmanship under normal use for the period aforementioned. EVERCROSS does not warrant the operation of the product will be uninterrupted or error-free. EVERCROSS is not responsible for damage arising from failure to follow instructions relating to the product's usage.

REMEDIES

If a hardware defect is found and a valid claim is received by EVERCROSS within the Warranty Period, EVERCROSS will, at its option and to the extent permitted by law, either (1) repair the product at no charge, using new or refurbished replacement parts or, (2) replace the product with a new or refurbished product. In the event of a defect, to the extent permitted by law, these are your sole and exclusive remedies. Shipping and handling charges may apply except where prohibited by applicable law.

HOW TO OBTAIN WARRANTY SERVICE

Warranty Service Order must be requested from EVERCROSS within warranty period from the date of receipt of shipment.

To obtain warranty service, you must deliver the product, in either its original packaging or packaging providing an equal degree of protection, to the address specified by EVERCROSS. In accordance with applicable law, EVERCROSS may require the customer to furnish proof of purchase details and/or comply with registration requirements before receiving warranty service. period or thirty (30) days, whichever is longer, or for any additional period of time that may be applicable in your jurisdiction.

LIMITED WARRANTY STATEMENT >>>

LIMITATION OF DAMAGES

Except to the extent prohibited by applicable law, EVERCROSS shall not be liable for any incidental, indirect, special, or consequential damages, including but not limited to loss of profits, revenue or data, resulting from any breach of express or implied warranty or condition, or under any other legal theory, even when EVERCROSS has been advised of the possibility of such damages. Some jurisdictions do not allow the exclusion or limitation of special, indirect, incidental or consequential damages, so the above limitation or exclusion may not apply to you.

DISPOSAL NOTICE >>>



DISPOSAL DIRECTIVE:

Kindly refrain from disposing of your training device with your regular household waste. Opt for a responsible and approved disposal location within your local community, ensuring compliance with prevailing regulations. Should you have any uncertainties, we recommend reaching out to your local authorities for guidance on the appropriate and environmentally-friendly disposal methods.



BATTERIES/RECHARGEABLE BATTERIES:

As an end user, it is imperative to adhere to battery regulations, mandating the return of all used batteries. Disposing of batteries in standard household waste is legally prohibited. Look for the

symbol on most batteries, serving as a reminder of this regulation, along with information about contained heavy metals. The environmentally friendly disposal of these heavy metals is a legal obligation for end users, who are encouraged to submit used batteries to designated collection points within their city or commercial establishments. In case of doubts, seeking guidance from local authorities is advisable for correct and eco-conscious disposal options.

RECYCLING LOOP:



Packaging material possesses the potential to be reintegrated into the raw material cycle. Ensure the disposal of packaging material aligns with legal provisions, and refer to information available through return or collection systems within your community. This approach guarantees a sustainable and environmentally-friendly contribution to the recycling loop.

CONTACT >>>

Please contact us directly if you experience any riding, maintenance, safety, errors/faults issues with your EVERCROSS product.

E-mail Service: support@evercross.eu



official_evercross



Evercross Official



official_evercross



EVERCROSS



<https://www.evercross.eu/>

Declaration of Conformity



This declaration of conformity is established under the sole responsibility of the UK representative:

-Company : IRON BEAST TRADING COMPANY LIMITED

-Address : 184-186 ASHFIELD AVENUE, SUITE 8C ATHERTON, M46 0HD GB

-Email: SUPPORT@EVERCROSS.EU

We therefore officially declare that the document is IssEud under our sole responsibility and belongs to the following product:

Trademark:	EVERCROSS
Product model:	EV08M
Product Description:	Electric scooter
Manufacturer	ZHEJIANG KUANTU INDUSTRY AND TRADE CO.,LTD Add: NO.12 XINHUI ROAD, XINBI STREET, JINYUN COUNTY, LISHUI CITY, ZHEJIANG PROVINCE,CHINA 321400 Email: sales@kuantuscooter.com

Compliance of the product concerned has been assessed and certified according to:

European	European Directives	Testing Standards
Product	MD Directive 2006/42/EC	EN 60204-1:2006/AC:2010 EN ISO12100:2010
		EN IEC 55014-1:2021 EN IEC 55014-2:2021 EN 61000-4-2:2009 EN 61000-4-4:2012
	EMC Directive 2014/30/EU	EN 61000-4-5:2014+A1:2017 EN 61000-4-6:2014+AC:2015 EN IEC 61000-4-11:2020
		EN 60335-1:2012+AC:2014+A11:2014+A13: 2017+A1:2019+A2:2019+A14:2019+A15:2021 EN 60335-2-29:2004/A11:2018 EN 62233:2008
		EN 62321-5:2014 EN 62321-4:2014+A1:2017 EN 62321-7-1:2015 EN 62321-7-2:2017 IEC 62321-6:2015 EN 62321-8:2017
		EN 71-1:2014+A1:2018 EN 71-2:2020 EN 71-3:2019+A1:2021
	Toys Safety directive 2009/48/EC	EN 62133-2: 2017+A1:2021 IEC 62133-2:2017/AMD1:2021 UN38.3
	Battery	
Notify body :		

Shenzhen STL Testing Technology Co., Ltd.

For and on behalf of
IRON BEAST TRADING COMPANY LIMITED

Lv Xiu Zhao. CEO

Authorized Signature(s)

Declaration of Conformity



This declaration of conformity is established under the sole responsibility of the EU representative:

-Company : Volter trading GmbH

-Address: Dickestraße 23 (Raum 116) 42369 Wuppertal, Germany

-Email: support@evercross.eu

We therefore officially declare that the document is IssEud under our sole responsibility and belongs to the following product:

Trademark:	EVERCROSS
Product model:	EV08M
Product Description:	Electric scooter
Manufacturer	ZHEJIANG KUANTU INDUSTRY AND TRADE CO.,LTD Add:NO.12 XINHUI ROAD, XINBI STREET, JINYUN COUNTY, LISHUI CITY, ZHEJIANG PROVINCE,CHINA 321400 Email: sales@kuantuscooter.com

Compliance of the product concerned has been assessed and certified according to:

European	European Directives	Testing Standards
Product	MID Directive 2006/42/EC	EN 60204-1:2006/AC:2010 EN ISO 12100:2010
	EMC Directive 2014/30/EU	EN IEC 55014-1:2021 EN IEC 55014-2:2021 EN 61000-4-2:2009 EN 61000-4-4:2012 EN 61000-4-5:2014+A1:2017 EN 61000-4-6:2014+AC:2015 EN IEC 61000-4-11:2020
		EN 60335-1:2012+AC:2014+A11:2014+A13: 2017+A1:2019+A2:2019+A14:2019+A15:2021 EN 60335-2-29:2004/A11:2018 EN 62233:2008
		EN 62321-5:2014 EN 62321-4:2014+A1:2017 EN 62321-7-1:2015 EN 62321-7-2:2017
	ROHS 2.0 Directive 2011/65/EU	IEC 62321-6:2015 EN 62321-8:2017
Battery	Toys Safety directive 2009/48/EC	EN 71-1:2014+A1:2018 EN 71-2:2020 EN 71-3:2019+A1:2021
	EN IEC 62133-2:2017	EN 62133-2: 2017+A1:2021 IEC 62133-2:2017/AMD1:2021 UN38.3

Notify body :

Shenzhen STL Testing Technology Co., Ltd.

For and on behalf of
VOLTER TRADING GMBH

Li Chun Lei, CEO

Authorized Signature(s)

Warranty Card

Customer Information:

Name: _____

Address: _____

City: _____

State/Province: _____

Postal Code: _____

Country: _____

Phone: _____

Email: _____

Electric Scooter Information:

Model: _____

Serial Number: _____

Purchase Date: _____

Instructions:

Please fill in the customer and electric scooter information above.

Keep this warranty card in a safe place. Present this card along with proof of purchase for any warranty service. This warranty card is valid for the warranty period specified.

Important:

This warranty card is non-transferable.

For warranty service, contact the authorized dealer/center listed above. This simple warranty card template provides a space for customers to fill in their personal details, electric Scooter information, and warranty period. It also includes instructions for use and a section for the customer's signature, ensuring that the warranty is personalized and official.